




**ELITE** Timber  
Supplies

# Building Materials




Our additional building materials are acquired from reputable industry manufacturers to suit your requirements. Whether the project is on a construction site, large build or small DIY project, our products accompany the majority of timber items to execute the foundation or bulk work.

With the importance of safety and structural concerns, we help by suggesting these materials for your end-use.



### Insulation

Internal or external insulation using Wool Loft Rolls or Thermal PIR Board...




### Cement

Often used by itself, Cement helps with construction and building foundations...



### Instarmac

Finish, cover or repair in style with the trusted and well recognised range...



### Mortar Tubs

Assist in maintaining a clean and safe working space with Mortar Tubs, that are durable...



### Elite RubbleTruck™

Ideal for site workers, with the purpose of carrying any materials or rubbish...

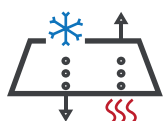
# Wool Loft Roll Insulation

Natural insulation for thermal padding of pitched roofs, floors and walls.

Wool Loft Roll is manufactured from 100% low density glass mineral wool with potential for zero ozone depletion and zero global warming. It's useful between ceiling joists or as an additional top layer and is non-combustible.



## Treatments



Thermal



Fire resistant

## Specifications

Width x Thickness	Lengths
1220mm x 4-25mm	2.4m
Tolerances:	0mm
Species:	Not applicable
Profiles:	Square edge
Grading:	BS EN 13162 / ISO 14001
Treatments:	Thermal or fire resistance

Please visit our website for specific sizes of our biodegradable wool loft roll or contact us with your requirements, we can source a vast portfolio of sizes.



### UK delivery

All areas of the UK are covered, as well as same or next day delivery available on many products.



### Bespoke products

Sometimes standard specifications won't suffice, so our bespoke service is specific to what you're looking for.




### Financial advice

Support doesn't have to end after a sale. We care to help you get the results for your project.

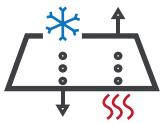
# Thermal PIR Board Insulation

Upgrade thermal performance on building elements and reduce CO<sup>2</sup> emissions whilst being compliant with building regulations and standards.

PIR (Fibre-free Rigid Polyisocyanurate) is designed to eliminate thermal bridges within pitched roofs, floors, walls, ceilings and more!



## Treatments



Thermal



Fire Resistant



Water Resilient

## Specifications

Width x Thickness	Lengths
6020mm x 25-120mm	1.2m
Tolerances:	0mm
Species:	Not applicable
Profiles:	Square edge
Grading:	BS EN 13162 / ISO 14001
Treatments:	Thermal, fire resistance and water resistance

Please visit our website for specific sizes or contact us with your requirements, we can source a vast portfolio of sizes.



### On time

Feel assured with our process and scheduling techniques to deliver products as expected.



### Great approach

We are with you every step of the way with communication for a great level of service.



### Made to measure

Accuracy is important, so we do our utmost to find right sized items to match the job's requirements.

# Cement

Allow materials to bind together on-site for big or small projects.

Cement is often used to help with construction and building the foundations of a structure. Other times, it is mixed with materials and water for other applications such as rendering, mortar or screening.



## Types



Mortar/Concrete



Render



Grout

## Specifications

Coverage:	0.115m <sup>2</sup> at 100mm thickness
Application:	Internal or external
Weight:	20Kg
Model:	GEN-CEM25
Grading:	BS 5838-1:1980 / BS EN 197 / BS EN 15167
Workability:	Minimum 28 day strength 25N/mm <sup>2</sup> (MPa)

Please visit our website for further information, our Mortar Tubs can be used for storage and mixing of Cement.



### Properly sourced

Our timber supplies are only from sustainable and reputable UK and European sources.



### No minimum order

Order the quantities you need, no matter what the product or your project size.



### Expert team

You can count on us! We have a fantastic customer service to demonstrate when you contact us.



# Instarmac

Finish in style with the trusted and well recognised range of Instarmac UltraCrete products. These mortars, concretes, surface finishes and coatings all have a long-life span and conform with the BBA's Highways Authorities Product Approval (HAPAS) scheme for use in the highways maintenance sector.



## Bedding Mortars

### Envirobed® CD534

- Bedding of all access covers
- Approved for Underground and Overground track locations
- 53N/mm<sup>2</sup> compressive strength
- 6.10N/mm<sup>2</sup> tensile strength in 3 hours
- Can be used in wet conditions and low temperatures

### M60 Rapid Strength and M60 F Fibre Reinforced

- For access covers, bedding and profiling of kerbs and tidal repairs
- Often used by Local Authorities for reinstatement of gully grates and access covers in both the footway and carriageway
- Conforms to HD27/15
- Open to traffic in 1 hour
- M60 F option is fibre reinforced for added strength



## High Specification Concretes

### QC10 Rapid Strength

- Flowable Concrete for ironwork backfilling, post installation and surface repairs, and more
- Open to traffic in 2 hours
- 20Nmm<sup>2</sup> compressive strength in 2 hours for faster strength gain
- Rapid set in 10-20 minutes
- Depth of 30mm-250mm

### QC10 F Rapid Set Flowable

- Best for backfilling around manhole frames and gullies
- 20N/mm<sup>2</sup> compressive strength in 90 minutes
- Open to traffic in 90 minutes
- Rapid set within 10-20 minutes
- Shrinkage compensated
- Depth of 30mm-500mm



## Cold lay Asphalt Concretes & Tack Coats

### SCJ Seal and Tack Coat Spray

- Cold joint sealer for vertical edges and surface base before asphalt
- Improves bond
- Prolongs life of the repair
- Seals and waterproofs edges
- 10 linear metres coverage

### Instant Road Repair® 6mm and 10mm grade

- 6mm: Permanent repairs in footways, footpaths and tracks
- 10mm: Permanent repairs in any Type 3 & 4 carriageway
- Open to traffic instantly
- No waste
- Can be used in all weathers
- Resealable tubs for no waste



## Ancillaries

### Instaband ECO® Thermoplastic Overbanding

- Permanent patching schemes and around utility cuts
- Prolongs life of the repair
- Seals and waterproofs edges
- Cut as required for no waste
- Open to traffic in 10 minutes

### LMP Temporary Line Marking Paint

- Temporarily marking up defects, hidden utility assets and repairs as well as marking out for car parks, warehouse floors etc.
- 3 month' wear
- Approx. 350 linear metres coverage per can
- Red, yellow, white and blue

# Mortar Tubs

Reduce clutter on site by distributing mortar in tubs around a building via cranes and telehandlers.

Mortar Tubs help to maintain a clean and safe working space and are easy to handle when filled. Movement is reduced when transported as the tubs are compatible with forklift skids through their enclosed channels at the base.

The Tubs have been rotationally moulded for a robust design under heavy loads and manufactured from recycled materials, with environmental effect in mind.



## Specifications

Height x Width	Lengths
560mm x 760mm	1065mm
Weight:	9Kg
Capacity:	250 Litres
Material:	Recycled Polyethylene Plastic
Colours:	White as standard - please ask for other available colours

Please visit our website for information on the key features of this product and contact us with your requirements for other available sizes.



### Construction

Expand, extend or improve an industrial construction



### Civil Engineering

Specific materials to complete a design plan



### Landscaping

Improve surrounding land with decorative structures



### Building

Long lasting, thermal, insulated or fire retardant items

# Elite RubbleTruck™

A durable and heavy duty barrow designed for tidiness and efficiency in the workplace.

The Elite RubbleTruck allows site workers to maintain a clean and safe working space, with the purpose of carrying any materials or rubbish that are lying around.

A fantastic truck system, with a large capacity scoop, that has an in-built tipping feature which is the perfect option for handling waste and rubble whilst manoeuvring around on its solid rubber, puncture proof wheels.



## Specifications

Height x Width	Lengths
855mm x 760mm	1460mm
Weight:	88.5Kg
Capacity:	400 Litres
Material:	Powder coated robust Steel
Accessories:	1x quick-fix bolt on heavy-duty castor and 2 x linchpins RubbleTruck lid (available at additional cost)

Please visit our website for further information, the Elite RubbleTruck can be used for storage and as an option for mixing mortar or cement.



### UK delivery

All areas of the UK are covered, as well as same or next day delivery available on many products.



### Bespoke products

Sometimes standard specifications won't suffice, so our bespoke service is specific to what you're looking for.



### Financial advice

Support doesn't have to end after a sale. We care to help you get the results for your project.